



U type PCB bins




SUB-466



Material	PP
Dimension	465*175*25mm
Surface resistance	10^6 - $10^9\Omega$
Slot depth	9mm
Slot width	3.3mm
Slot spacing	12mm
Weight	430g

Double surface type PCB bins




SDB-470




Both sides can be used

Material	PP
Dimension	470*140*35mm
Surface resistance	10^6 - $10^9\Omega$
Slot depth	6.8mm
Slot width	3.9mm
Slot spacing	11.8mm
Weight	300g

H type PCB bins




SHB-440



Material	PP
Dimension	430*160*30
Surface resistance	10^6 - $10^9\Omega$
Slot depth	7.7mm
Slot width	3.4mm
Slot spacing	12.8mm
Weight	280g

Flat type PCB bins



SFB-415



Material	PP
Dimension	410*143*20mm
Surface resistance	$10^6 - 10^9 \Omega$
Slot depth	5mm
Slot width	3.5mm
Slot spacing	6.3mm
Weight	320g

L type PCB bins (small)




SLB-210



Material	PP
Dimension	270*210*95
Surface resistance	$10^6 - 10^9 \Omega$
Slot depth	4.6mm
Slot width	3.3mm
Slot spacing	6.2mm
Weight	300g

L type PCB bins(Large)



SLB-355

Material	PP
Dimension	355*270*130
Surface resistance	10^6 - $10^9\Omega$
Slot depth	5mm
Slot width	3mm
Slot spacing	6.5mm
Weight	520g



Practical Testing

WELCOME INQUIRY

Please visit

www.smthelp.com

Find us more

<https://www.facebook.com/autoinsertion>

Know more our team

<https://cn.linkedin.com/in/smtsupplier>

Welcome to our factory in Shenzhen China

See more machine working video, please Youtube

[Auto Insertion](#)

Google

Auto+insertion, to get more informations

Looking forward to your email

info@smthelp.com